

Purchasing and Downloading iBooks

Please check Textbook Mart in your Student Records account to see the complete list of iBooks you need to purchase from iTunes (iBooks store). The list below only has textbooks, but there may be other iBooks you need to purchase (i.e. novels).

BEFORE PURCHASING AND DOWNLOADING MAKE SURE YOU HAVE ENOUGH SPACE ON YOUR iPad – at least 3GB for EACH textbook!!!

MATH

[Algebra I](#) (0510)

[Fund Geometry](#) (0520)

[Geometry](#) (0521)

[Geometry Honors](#) (0524)

[Algebra 2 Trig Honors](#)
(0533)

SCIENCE

[Physics](#) (0745)

SOCIAL STUDIES

[Sociology](#) (0345)

[Modern World
History](#) (0360)

[Modern World
History Honors](#) (0361)

[Modern World
History Fundamentals](#)
(0362)

[US History](#) (0395)

ENGLISH

[Lit & Comp 1](#) (0112)

[Lit & Comp 2](#) (0119)

[American Lit Comp](#)
(0168)

[American Lit Comp
Honors](#) (0126)

[British Literature I](#)
(0153)

[British Literature II](#)
(0154)

THEOLOGY

Catholic Exploration of
the Bible (008) 2 iBooks:
[Old Testament](#)
[New Testament](#)

Fund of Catholic Faith
(0009) 2 iBooks:
[Catholic Faith Handbook](#)
[Catholicism 101](#)

Christian Discipleship
(0010) 2 iBooks:
[Foundations of Catholic
Social Teaching](#)
[Exploring Religions of
Our World](#)

1) When at home, make sure your iPad *HAS ENOUGH SPACE*, is fully charged and it has a strong, uninterrupted Wi-Fi signal.

2) Open **iBooks** app on your iPad.

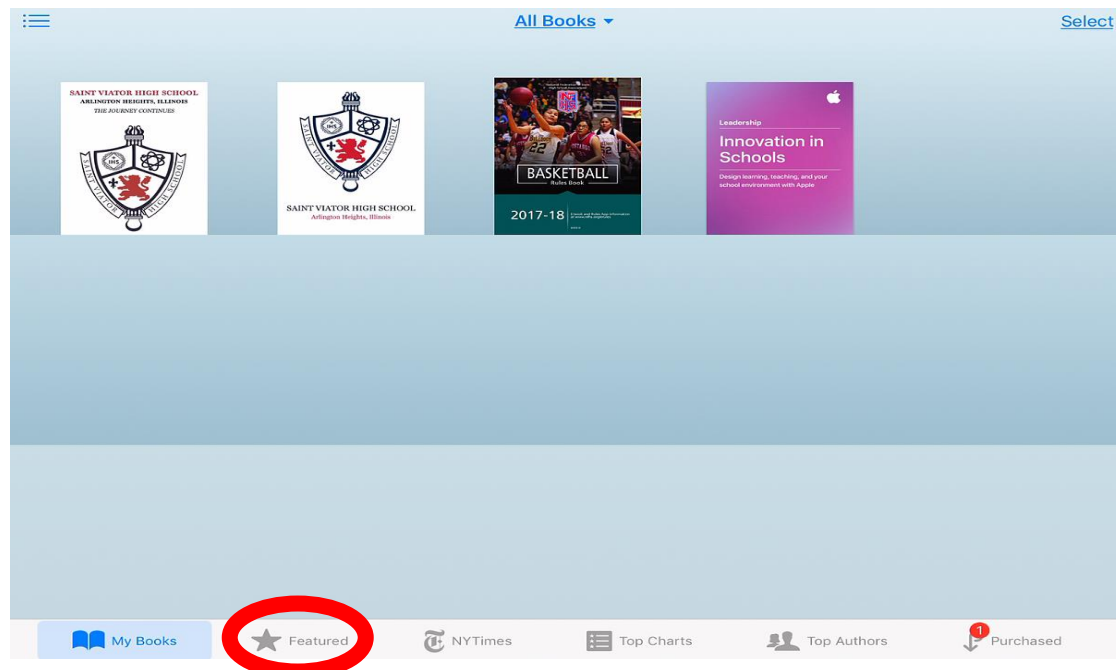


If you do not have iBooks on your iPad, go to the App Store

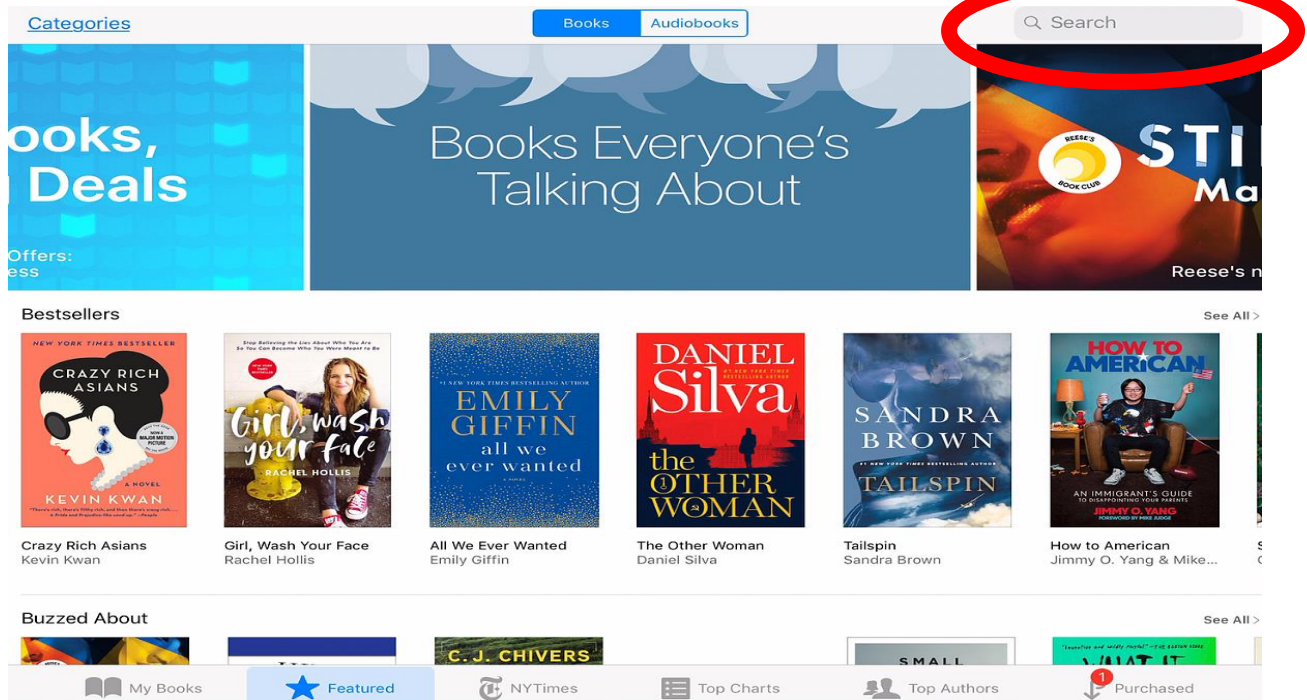


and download iBooks.

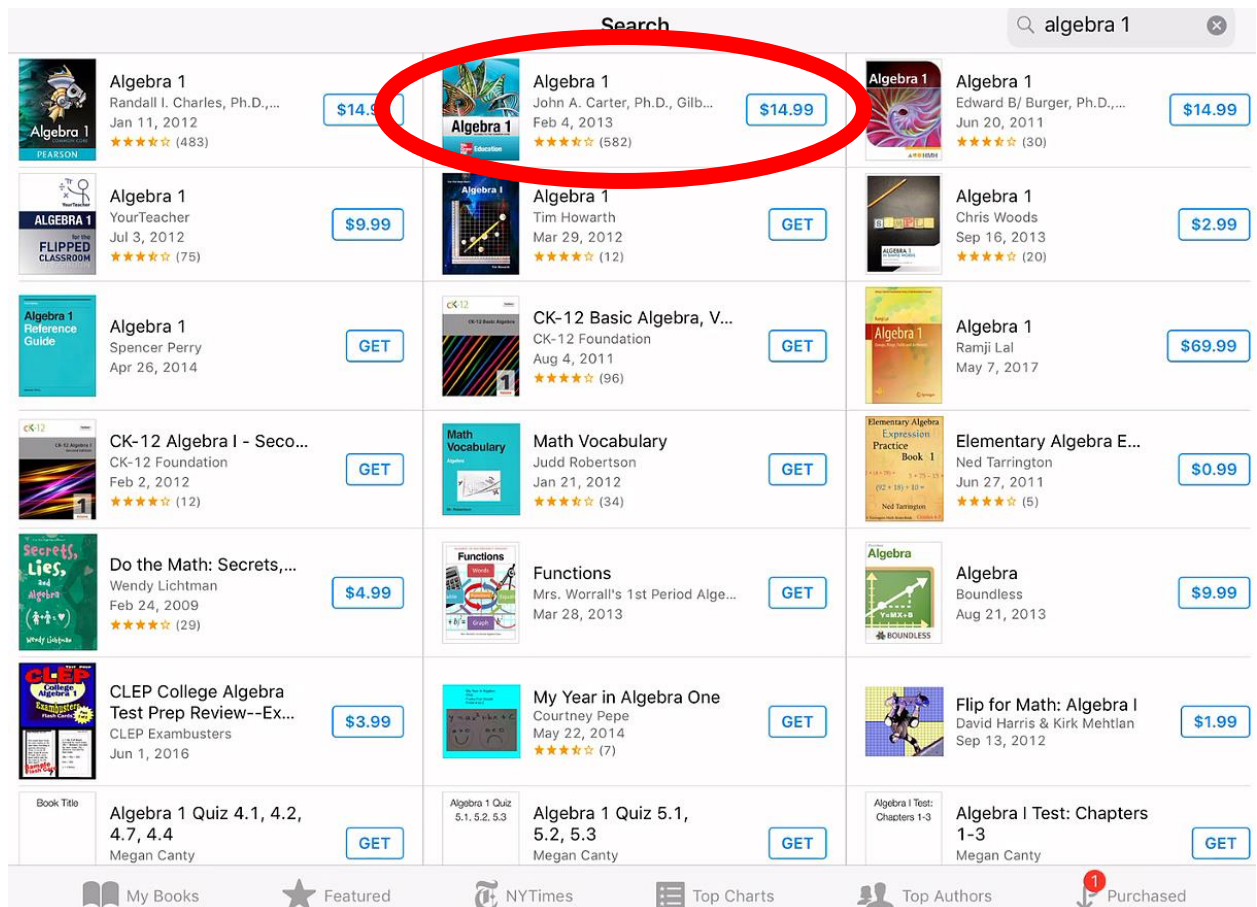
3) Select the **Featured** tab within the iBooks app (second tab on the bottom).



4) In the top-right corner, tap the search box and type in title of the book you are looking for.



5) When you find the iBook you will need to purchase this on your own; to do so tap the price button. If there are multiple results for the iBook you are looking for, make sure you **check the edition you need in Textbook Mart in Student Records, click on the class link above or ask your teacher.**



6) Tap *Buy Book* to confirm your purchase. Depending on your iPad's settings, you may need to put in your Apple ID password to confirm your order again.

- 7) Your iBook will begin downloading shortly in the iBooks Library. **Do not exit the app or begin downloading other books!!!** Be patient and wait until your book finishes downloading.
- 8) Back in the iBooks Library (*My Books* tab), when the iBook has finished downloading the cover will appear. Just tap the cover to open and begin using the book.

