

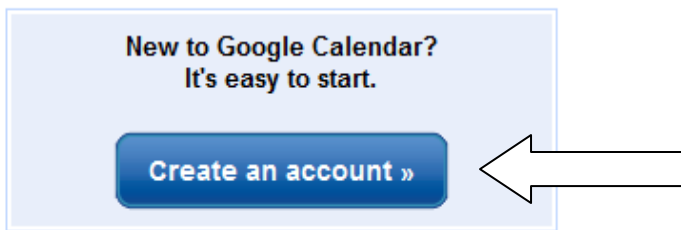
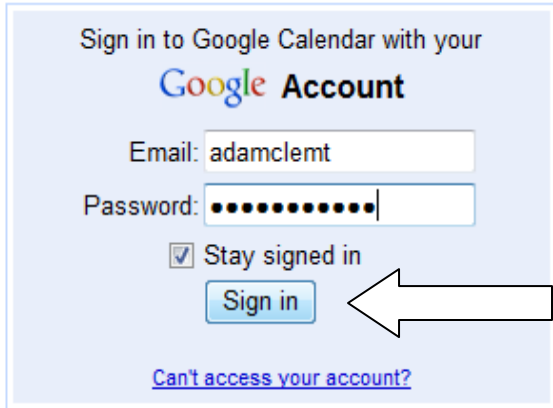
## Setting up your Mobile phone to receive Text message on Google Calendar

At the bottom of any Google calendar, you will see a small icon “+Google Calendar” – click once

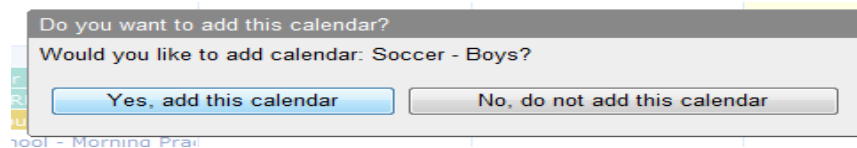


If you already have a Google account, login

If not, click “Create an account”

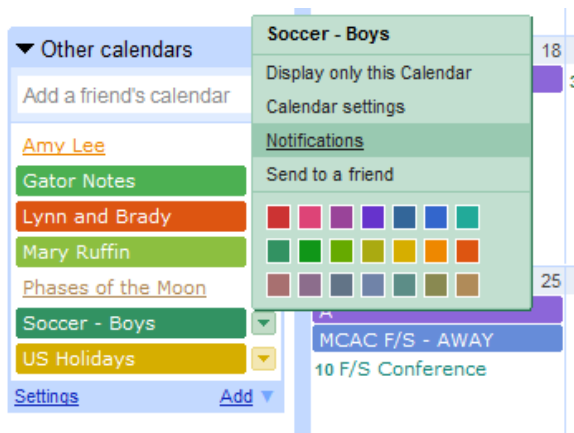


Once you enter your Google calendar account, you will see the notice – click “Yes, add this calendar”



You will then be taken to your calendar “home” page – on the bottom left-hand side of the screen you will see all the calendars that you subscribe to.

Click once on the downward arrow next to the calendar you would like to receive notifications for and click “Notifications” (you can also change the display color in this window to help organize)



In the middle of the page, click : Set up your mobile phone to receive notifications

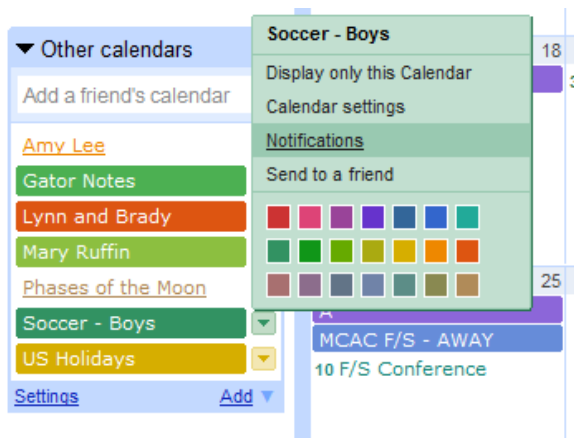
Enter your mobile phone number click “Send Verification Code”

Check your phone and enter the provided code from Google in the bottom box.

Chose the events upon which you will be notified, then click “Save”

**Finally, you have to select when and what type of notifications you would like to receive:**

Click once on the downward arrow next to the calendar you would like to receive notifications for and click “Notifications” (you can also change the display color in this window to help organize)



(continued on next page ... )

## saintviatorlionssoccer@gmail.com Details

[Calendar Details](#) Notifications

[« Back to Calendar](#)

Save

Cancel

### Event

#### reminders:

No reminders set [Add a reminder](#)

Unless otherwise specified by the individual event.

### Choose how you would like to be notified:

Email SMS

#### New invitations:

#### Changed invitations:

#### Canceled invitations:

#### Invitation replies:

#### Daily agenda:

Sent every day at 5am in your current time zone



[Set up your mobile phone to receive notifications](#)

[« Back to Calendar](#)

Save

Cancel

**NOTE :** Be sure to click "Save" once you have selected the types of notifications you want to receive.

Google will display a message at the top of the screen letting you know your changes have been saved.

Any troubles, please contact Adam Clementi (Saint Viator High School Webmaster) at [aclementi@saintviator.com](mailto:aclementi@saintviator.com)